

SHELTER-IN-PLACE

BEE PREPARED



for Chemical Emergencies

MY RESOURCES

**9-1-1 CALL FOR EMERGENCIES ONLY
(FIRE/POLICE/SHERIFF/AMBULANCE)**

**LEPC INFORMATION LINE
RECORDED EMERGENCY INFORMATION
361-826-4636**

KLUX 89.5 FM RADIO

NOAA ALERT RADIOS

**REVERSE ALERT NOTIFICATION SYSTEM
WWW.REVERSEALERT.ORG**

LOCAL TELEVISION AND RADIO STATIONS





**SHELTER-IN-PLACE
IS A TECHNIQUE DESIGNED
TO PROTECT YOU
AND YOUR FAMILY
IN AN EMERGENCY.
THE FOLLOWING PAGES ILLUSTRATE THE STEPS.**


REMEMBER: CHEMICALS ARE EVERYWHERE! IN A CHEMICAL
EMERGENCY SHOULD YOU SHELTER IN PLACE OR GO?



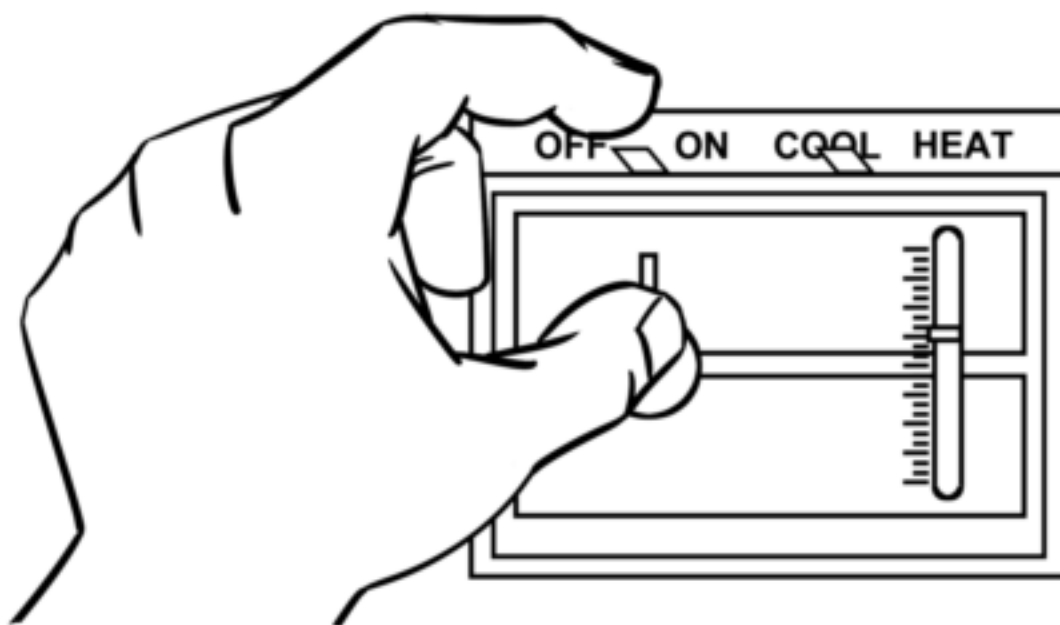
1. Quickly get into your house or shelter.




2. Shut all doors and windows.



3. Turn off all cooling and heating systems.



4. Tape and seal all windows and doors.



5. Place damp towels under doors to absorb gases.




6. Keep everyone in a room that has the fewest windows and doors.



7. Keep your phone charged and ready.



8. Tune in to the T.V. or radio (89.5 FM) for further instructions.



At home or at school, your Shelter-In-Place kit should contain:


- First Aid Kit
- Battery-Operated Radio
- Flashlight
- Extra Batteries
- Non-Perishable Food Items
- Plastic Trash Bags
- Duct Tape
- Masking Tape
- Towels
- Water
- Class Roster or Items Your School Requires



EVACUATE - GO!

When an emergency occurs, local authorities may call for residents to evacuate. When ordered to evacuate, it is important to remember:


- Follow your family (or business) emergency plan. Know how to communicate with family members or co-workers. Have a phone contact list.
- Know where to get information about the emergency - Reverse Alert Notification System, KLUX 89.5 FM radio, Information Line (361-826-4636), and local television stations.
- Take your emergency supply kit with you.
- Keep a road map in your emergency supply kit.
- Know where you are going and go immediately to that location.
- Know an alternate route to your destination in case your primary route is blocked or unavailable.
- Know your school's emergency plan.



MY EMERGENCY PLAN

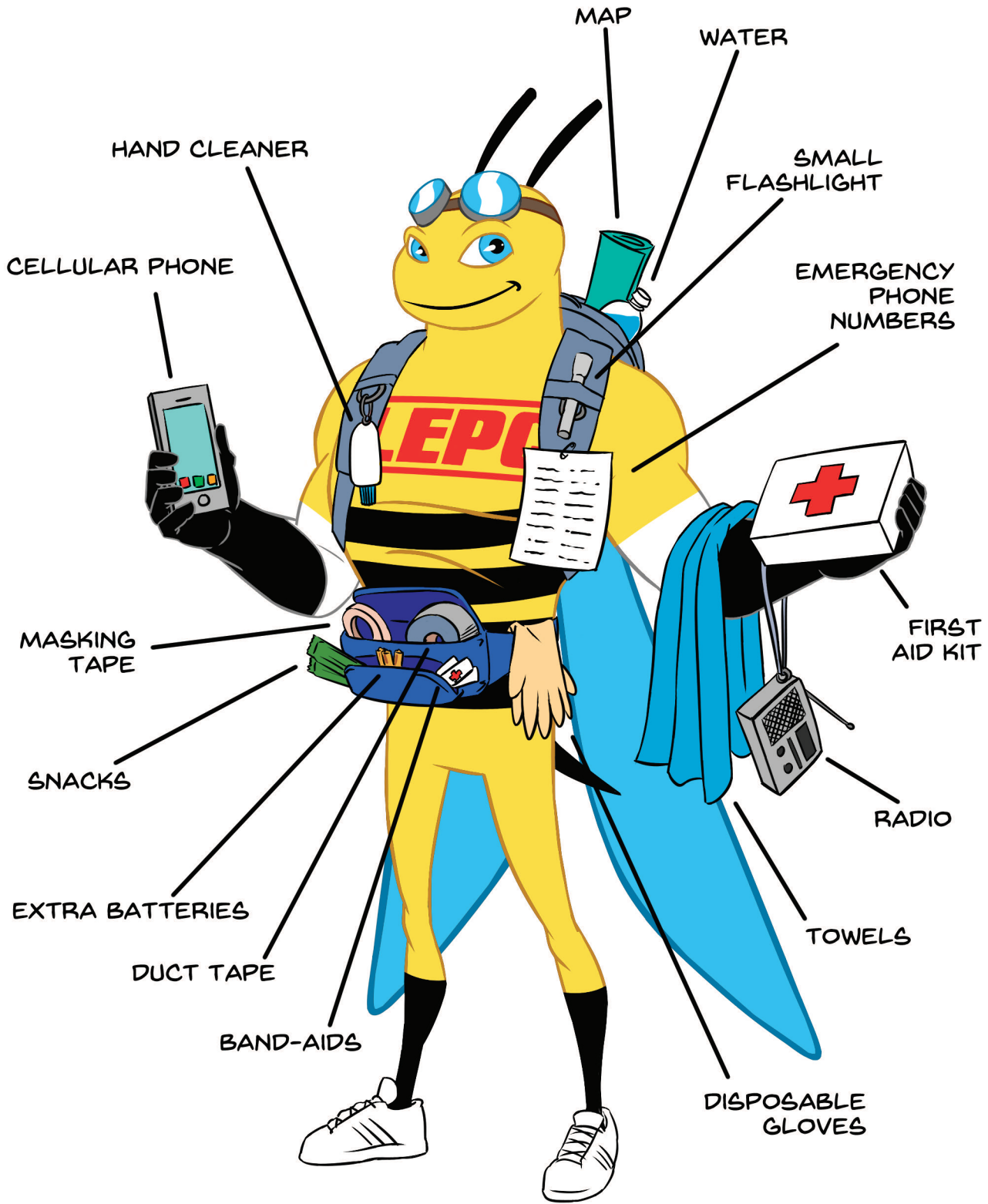
Practice your plan so everyone will remember what to do!

- Remember to practice your emergency plan.
- Keep shelter-in-place kit stocked and ready.



M B E E S U P E R R E A D Y O
E L T I H B P A A F C J P K X
Z F B C E A O J D L S C C U U
F Q J J L T H Y A A W Q L C W
I I I F T T D L G S I A Z P G
R P Y B E E D H J H H T T R C
S C Y F R R W F I L O A I E T
T S T M I I F V O I A P O L R
A G Y T N E J Q D G Y E T R A
I O N Y P S G A W H M G I X S
D N G L L P R Y N T Z Q U N H
K Y L O A A J L I S K M M N B
I K G V C E A P L Q N C K D A
T V Y E E T E M T U H X C P G
R F V F X K R J P T V I M K S

SHELTERINPLACE
FIRSTAIDKIT
RADIO
BATTERIES
WATER
~~TAPE~~
TRASHBAGS
FLASHLIGHTS
BEESUPERREADY





CORPUS CHRISTI / NUECES COUNTY

LEPC

LOCAL EMERGENCY PLANNING COMMITTEE

Serving Corpus Christi
and Nueces County

Your Local Emergency Planning Committee
"Promoting Safety Through Education"

(361) 826-3960

www.cclepc.org

Prepared by the Community for the Community